



THE WHITE HOUSE  
WASHINGTON

# COVID-19 Press Briefing

October 20, 2021



# Daily Change in COVID-19 Cases, US

January 22, 2020 – October 18, 2021

TOTAL Cases Reported Since 1/22/20

44,979,605

NEW Cases Reported to CDC on 10/18/21

51,249

Change in 7-Day Case Average

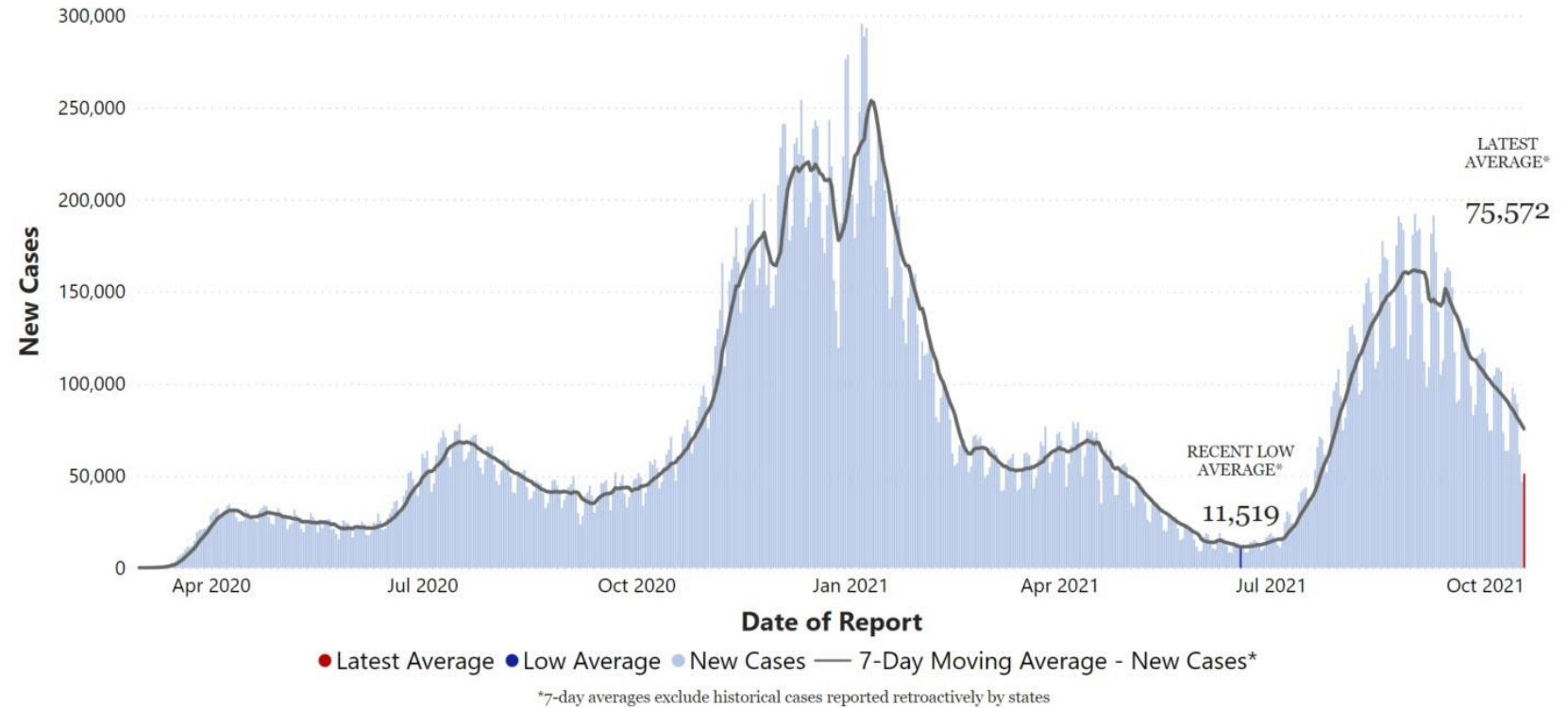
-16.0%

Current 7-Day Case Average (10/12/21 - 10/18/21)

75,572

Prior 7-Day Case Average (10/5/21 - 10/11/21)

89,958



# New Admissions of Patients with Confirmed COVID-19, US

August 1, 2020 – October 17, 2021

Patients Currently Hospitalized with COVID on 10/17/21

47,451

New Admissions on 10/17/21

5,055

Peak in New Admissions (1/5/21)

17,958

Change in 7-Day Average of New Admissions

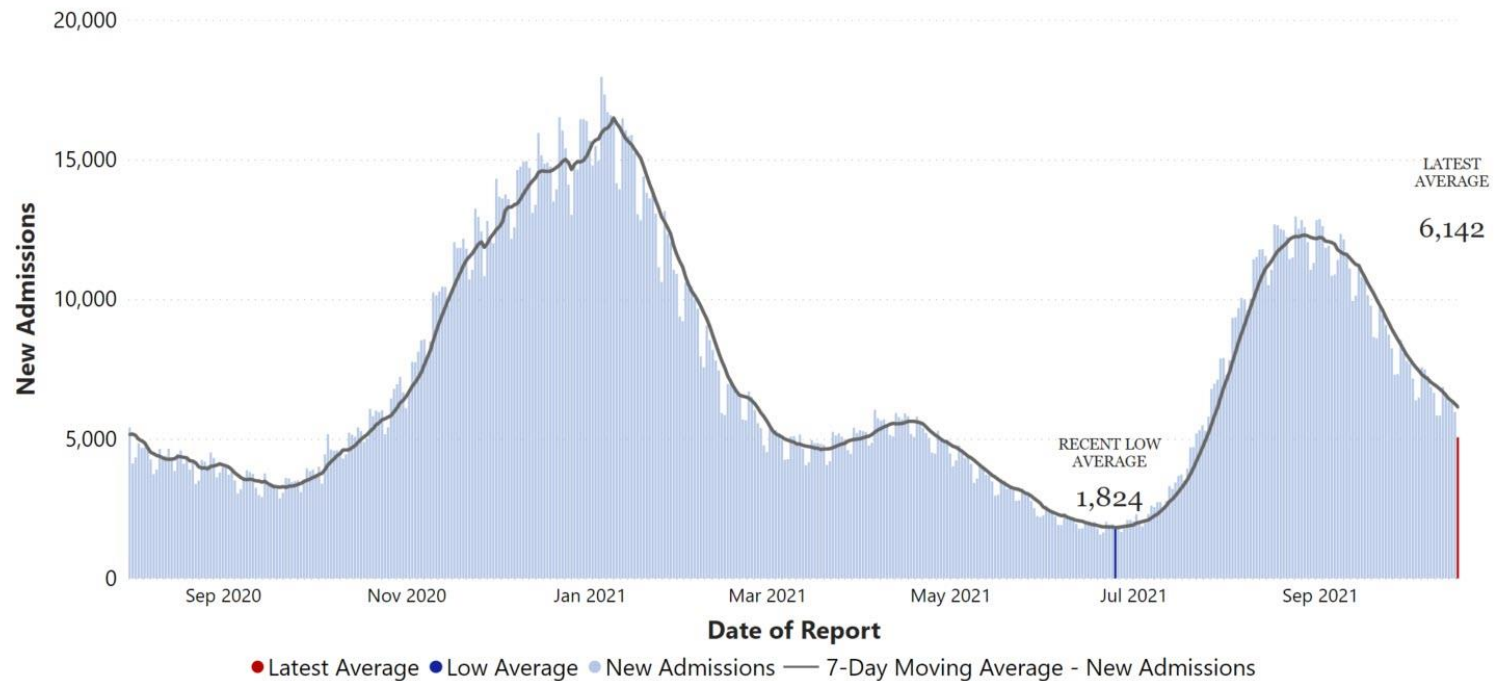
-10.7%

Current 7-Day Average of New Admissions (10/11/21 - 10/17/21)

6,142

Prior 7-Day Average of New Admissions (10/4/21 - 10/10/21)

6,876



# Daily Change in COVID-19 Deaths, US

January 22, 2020 – October 18, 2021

TOTAL Deaths Reported Since 1/22/2020

726,206

NEW Deaths Reported to CDC on 10/18/21

929

Change in 7-Day Death Average

-3.0%

Current 7-Day Death Average (10/12/21 - 10/18/21)

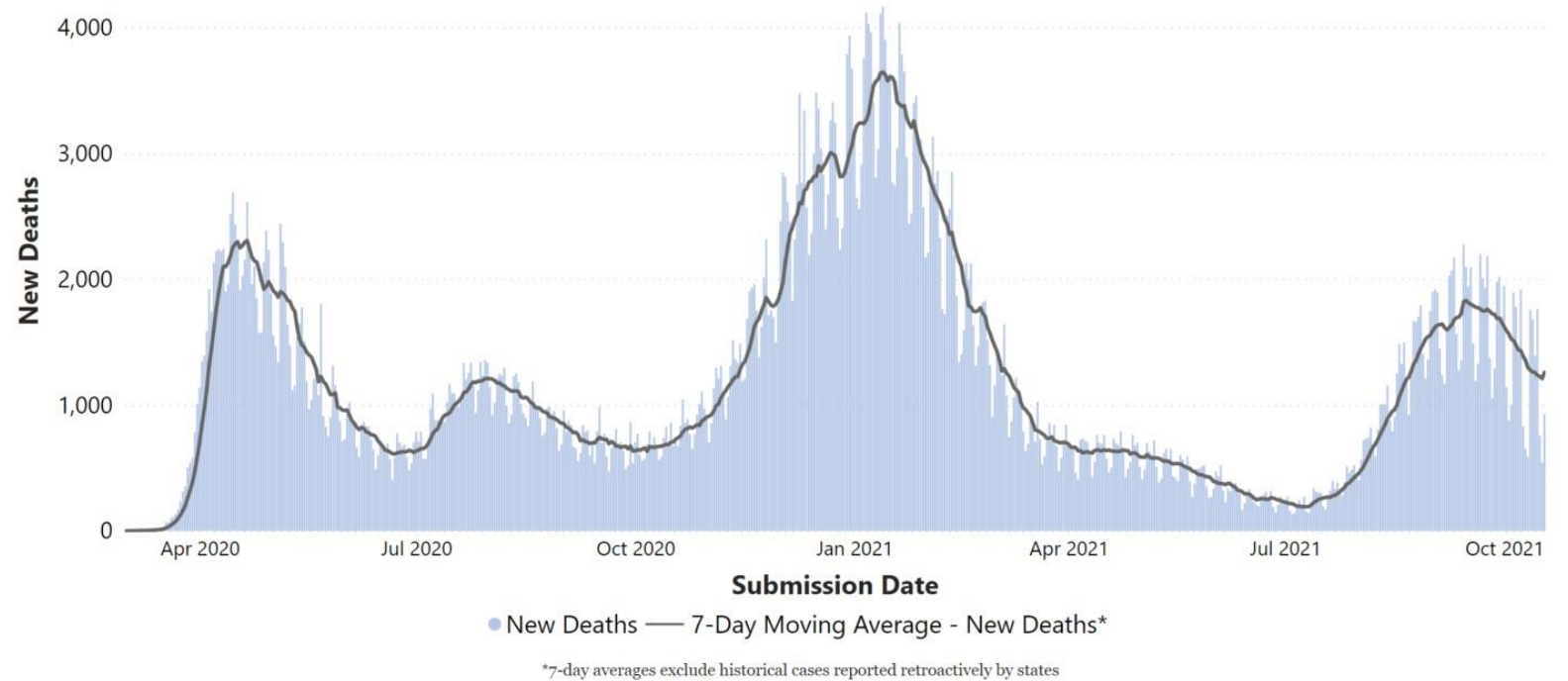
1,260

Prior 7-Day Death Average (10/5/21 - 10/11/21)

1,299

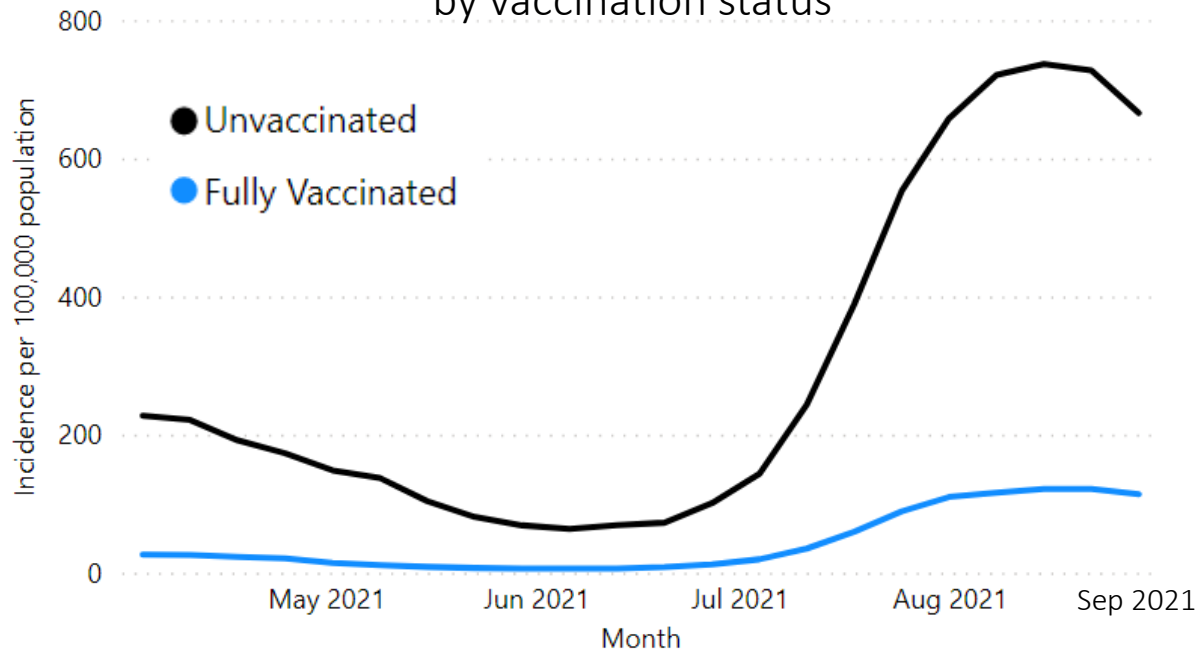
Forecasted Total Deaths by 11/06/21

740,000 to 762,000

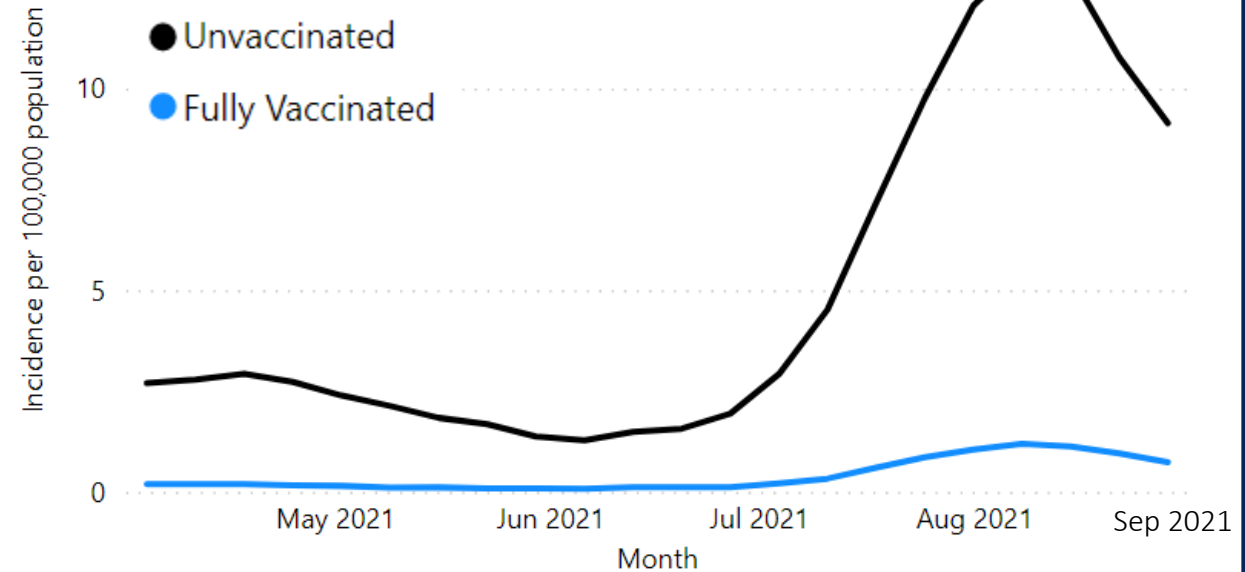


# Vaccination decrease COVID-19 cases and deaths

COVID-19 Cases,  
by vaccination status

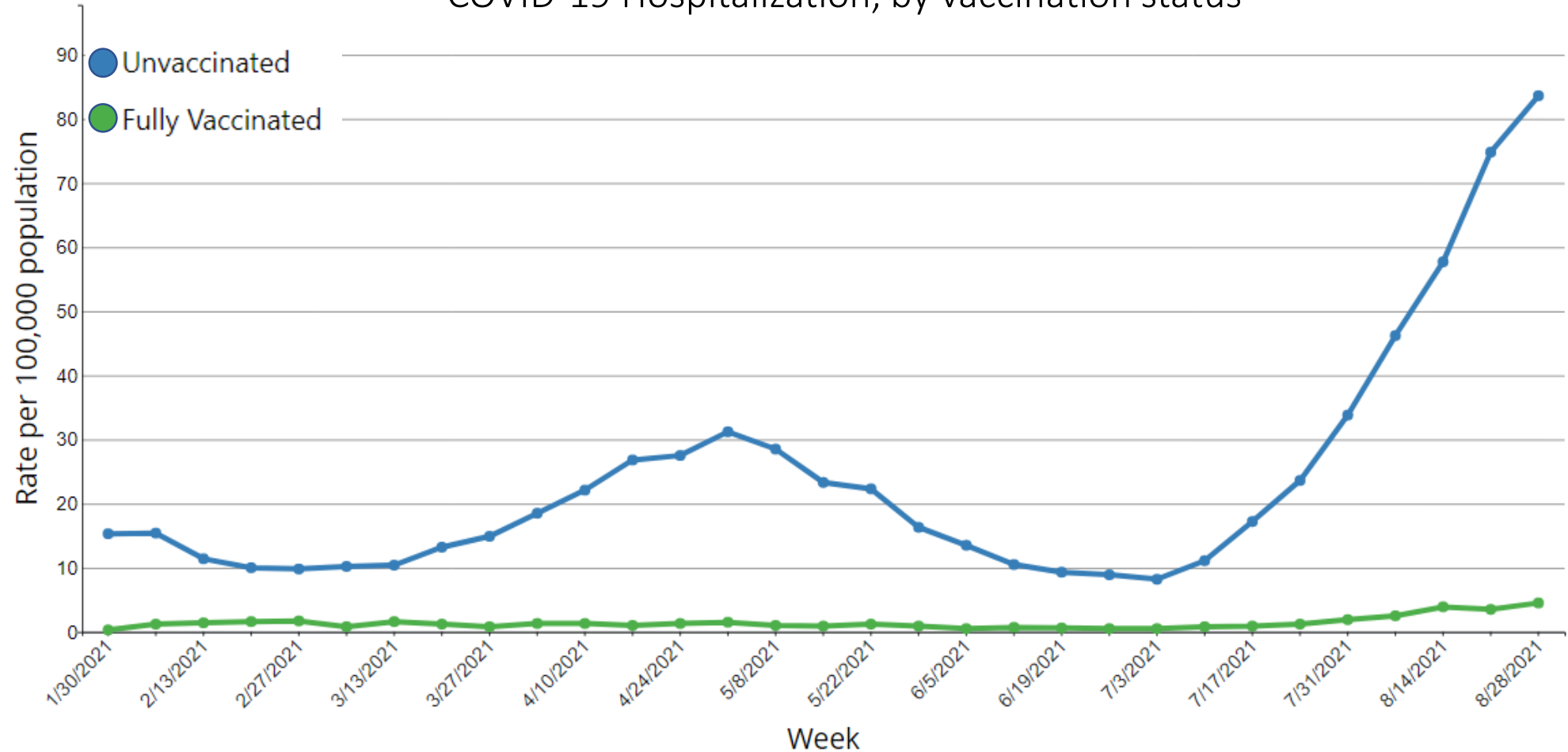


COVID-19 Deaths,  
by vaccination status



# Vaccination decreases COVID-19-associated hospitalizations

COVID-19 Hospitalization, by vaccination status



# **Historical Impact of Vaccines Domestically and Globally**



# The Impact of Vaccines in the United States

<b>Disease</b>	<b>Est. annual average no. of cases, pre-vaccine</b>	<b>2020 reported cases*</b>	<b>Decrease (%)</b>
Measles	530,127	12	>99%
Pertussis	200,752	5,796	97%
Mumps	162,344	676	>99%
Rubella	47,745	6	>99%
Smallpox	29,005	0	100%
Diphtheria	21,053	0	100%
<i>Haemophilus influenzae</i> type b, invasive (<5 yrs.)	20,000	13	>99%
Polio, paralytic	16,316	0	100%
Tetanus	580	11	98%
Congenital rubella syndrome	152	0	100%

\*cases reported among U.S. residents, excluding U.S. territories, through Oct. 9, 2021.

Sources: SW Roush et al. *JAMA* 288(18):2155; [wonder.cdc.gov](https://wonder.cdc.gov).





# **Estimated Benefits of Vaccination in a 10-Year Birth Cohort in the United States**

---

- **Among U.S. children born 1994–2013, routine childhood vaccinations will prevent (over their lifetimes) an estimated:**
  - 322 million illnesses
  - 21 million hospitalizations
  - 732,000 deaths
- **Net savings: \$295 billion in direct costs and \$1.38 trillion in total societal costs**

Source: CG Whitney et al. *MMWR* 63:352, 2014.





July 13, 2021

eLife

## **Lives Saved With Vaccination for 10 Pathogens Across 112 Countries in a Pre-COVID-19 World**

J Toor, KA Gaythorpe et al.

- 50 million deaths from 10 pathogens averted by vaccinations given between 2000 and 2019
- *Haemophilus influenzae* type b, hepatitis B, human papillomavirus, Japanese encephalitis, measles, *Neisseria meningitidis* serogroup A, rotavirus, rubella, *Streptococcus pneumoniae*, and yellow fever



# Unrealized Life-Saving Potential of Vaccines

---

## Estimated annual deaths globally for selected vaccine-preventable diseases

Pneumococcal disease	1.2 million
Hepatitis B	555,000
Rotavirus	228,000
Influenza	145,000
Pertussis	117,000
Measles	83,000

Source: Global Burden of Disease Study



# COVID-19 Vaccine Doses Administered – Oct. 17, 2021

---



**Global** → **6.67 billion**



**USA** → **408 million**

**66 million people in the USA are  
eligible for COVID-19 vaccination  
and are not yet vaccinated**



**It's not too late!**



**Please get vaccinated**





THE WHITE HOUSE  
WASHINGTON

WH.GOV