



FOUNDERS MUSEUM

The **Road** *to Liberty*

INSTALLATION GUIDE

| | |
|--|------|
| FOUNDERS MUSEUM INTRODUCTION | 2 |
| HOST YOUR OWN MUSEUM - MATERIALS NEEDED..... | 3 |
| HOST YOUR OWN MUSEUM - PRINT MATERIALS EXPLAINED | 4 |
| HOST YOUR OWN MUSEUM - ORDERING PRINTS & MATERIALS | 5-6 |
| HOST YOUR OWN MUSEUM - SETUP & INSTALLATION GUIDE | 7-8 |
| HOST YOUR OWN MUSEUM - SUGGESTED DISPLAY GROUPINGS..... | 9-13 |

INTRODUCTION: WHITE HOUSE FOUNDERS MUSEUM

Hanging physically at the White House, our exhibit is a powerful tribute to the founding of the greatest nation in history. You'll encounter striking portraits of Declaration signers, revolutionary women, and defining moments that gave birth to the United States. Each painting features an immersive video experience—just scan the QR code on the biographical card to dive in. The videos in this exhibit are proudly presented by PragerU.

Now, YOU have the unique opportunity to host your own identical exhibit! The rest of this guide will help explain how to order, set up, and display the materials you'll need. To find out more information, visit prageru.com/foundersmuseumkit today.



Founders Museum inside the White House Complex


FULL MUSEUM (ITEMS SHOWN ARE NOT TO SCALE):



(83) 18" x 24" [Gold Frames](#)
Sold in Sets of 5




(83) 18" x 24" [Portraits](#)




(83) 8" x 10" [Biography Cards](#)



(2) 33" x 88" [Pop-Up Signs](#)
Recommend setting up on either end of your exhibit



(100) 10" x 12" [Brochures](#)




(100) 8" x 10" [Bingo Cards](#)



(332 = 21 packs) [X-Large Frame Adhesives](#)




(166 = 11 packs) [Medium Frame Adhesives](#)



Optional: Order our [Honest Book of America's Founders](#) to complement your exhibit - as many copies as you'd like!


ADDITIONAL PRINTED MATERIALS EXPLAINED:



8" x 10"
Biography Cards


Each biography card corresponds to a portrait. You can match these up by finding the name on the biography card and matching it with the name on the portrait. Each biography card has a unique QR code that can be scanned to see the portraits come to life!

Note: Some QR codes will lead to a "Coming Soon" page. If you land on this page, check back soon – more videos are added every day!



8" x 10"
Bingo Cards

These cards complement the exhibit and contain 25 of the 83 total portraits. Check off each name as each video is watched. Keep track of your progress, and make this into a fun game by giving a reward to the person who collects 5 in a row!



10" x 12" Brochures

These brochures complement the exhibit and list each of the original 13 colonies, and which signers of the Declaration were from each colony. Check out the quiz on the back of the brochure to test your knowledge of the Revolutionary period!

Step by Step Instructions:

1. Print the Artwork

Option #1: Order Directly From a Trusted Vendor Recommended by PragerU (U.S. Orders Only)

**PragerU is not affiliated with, and does not benefit from, any specific vendor chosen.*

- Print your artwork through our preferred print vendor. Place your order directly through the form on our web page at prageru.com/foundersmuseumkit

Option #2: Print Yourself

- Download our print-ready pdf files and print your artwork through a vendor of your choice. The downloadable files include:
 - [83 High-Resolution Portraits \(18"x24"\)](#)
 - [83 Biography Cards \(8"x10"\)](#)
 - (2) 33" x 88" [Pop-Up Signs](#)
 - (100) 10" x 12" [Brochures](#)
 - (100) 8"x10" [Bingo Cards](#)

Print File Specifications:

- **Portraits:** 18"x24", printed on high quality semi-gloss poster paper
- **Bio Cards:** 8"x10", printed on semi-gloss cardstock

3. Purchase Frames & Adhesive Strips

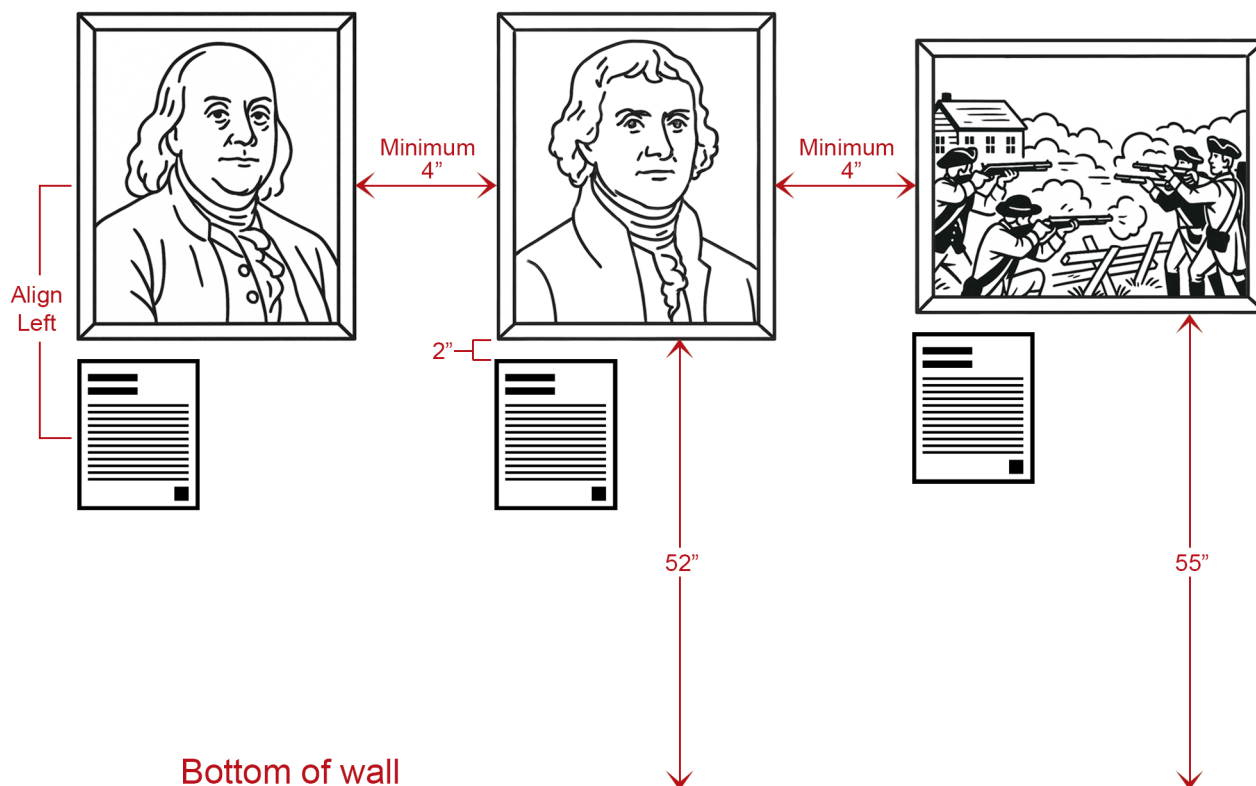
Frames:

- For full museum, purchase **(83)** total 18"x24" frames = 17 packs of 5
- [Recommended Amazon Gold Frame 5-Pack](#)

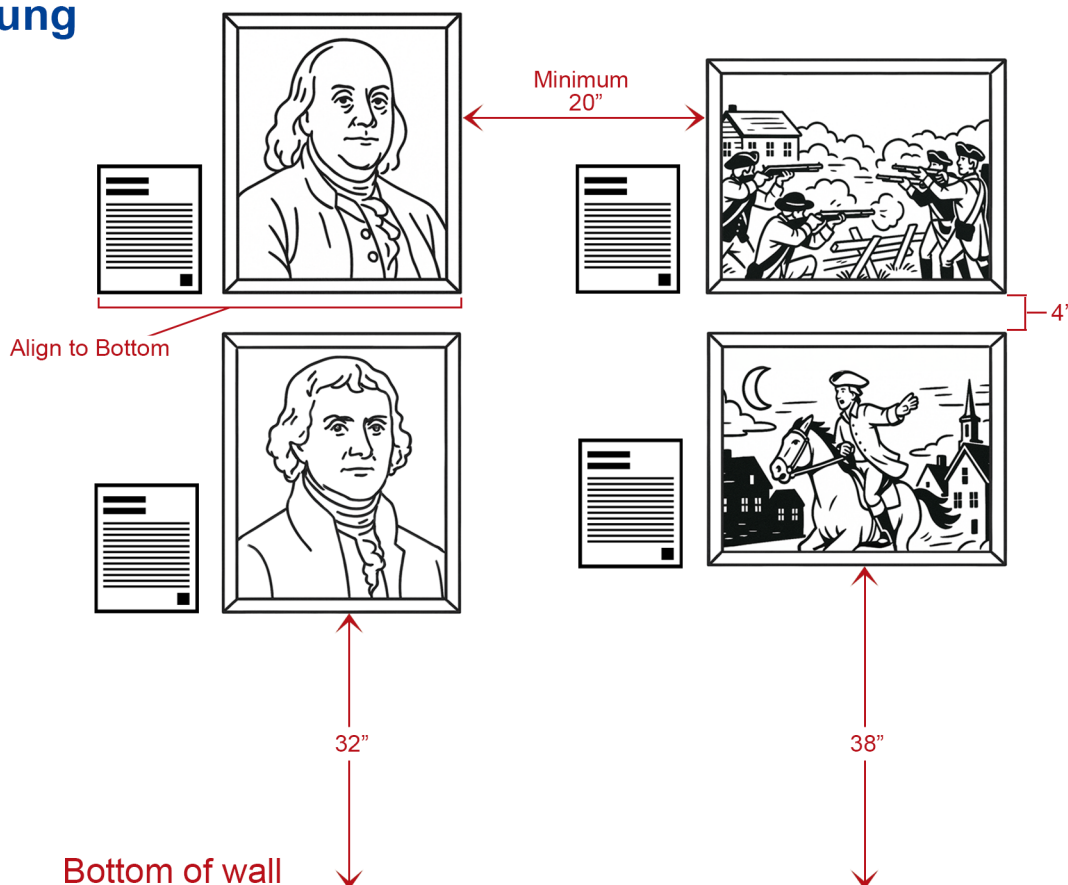
Adhesive Strips for Hanging (Full Museum):

- Each 18"x24" portrait frame requires 2 large pairs of adhesive strips
 - (83) portraits x 4 strips = 332 XL strips = 21 packs (16-pair)
 - [Amazon 20 lb XL Command Strips \(16 pair pack\)](#)
- Each 8"x10" bio card requires 1 medium pair of adhesive strips
 - (83) bio cards x 2 strips = 166 medium strips = 11 packs (16-pair)
 - [Amazon 10 lb MED Command Strips \(16 pair pack\)](#)

Single-hung layout



Double-hung layout

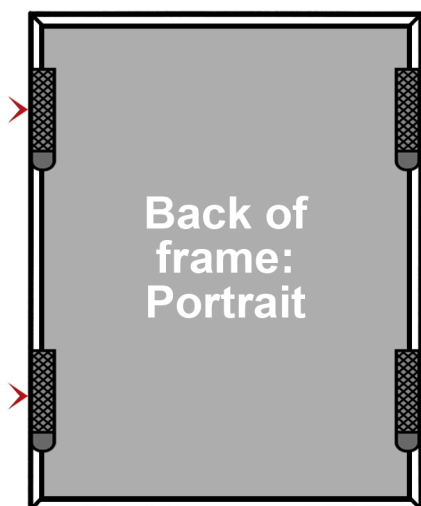
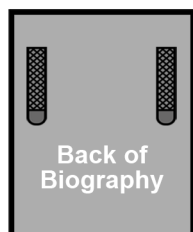


Adhesive strip positioning

XL adhesive strips:
4x on each frame.



Medium adhesive strips:
2x on each biography.



Note: the adhesive strips are almost 2x wide as the back of the frames. Please align placement so strips are flush with the outer frame edge.



Step-by-step instructions

Step 1: *Prepare the Space*

- Using a water-soluble cleaner, make sure to gently wipe down the selected wall surface area.

Step 2: *Frame the Portraits*

- Remove clear plastic and matte layers from frame assembly and insert printed portrait.
- Replace and secure the backing board.
- Have assistant hold frame in general location on wall.
- Measure 52" from the ground to the bottom of the frame and at least 4" from the next frame.
- Place level on the bottom of the frame. Once level, use pencil to make a small reference dot on the wall underneath each corner of the frame.

Step 3: *Attach Adhesive Strips and Mount Frame*

- Attach adhesive strips to the back of frame (see above illustrations for placement).
- While holding the frame near the wall but not yet touching, gently realign the frame with the position of the 2 pencil dots from last step.
- Press the frame against the wall for 20 seconds to fully secure.

Step 4: *Mount the Biography Card*

- Confirm biography card matches portrait, then have assistant hold it in general location on wall.
- Measure 2" from from a bottom or lower side corner of the mounted frame.
(See layout options on previous page)
- Place level on the bottom of the card. Once level, use pencil to make a small reference dot on the wall underneath each corner of the biography.
- Attach adhesive strips to the back of card (see above illustrations for placement).
- While holding the biography near the wall but not yet touching, gently realign the card with the position of the 2 pencil dots from last step.
- Press the card against the wall for 20 seconds to fully secure.

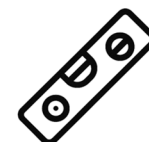
Step 5: *Check Alignment and Security of Each Frame & Biography*

- Repeat the process for each additional portrait and biography card.

Tools needed



Tape Measure



Level
(or level app)







Pencil





Water-soluble
Cleaner

SIGNERS OF THE DECLARATION OF INDEPENDENCE (56 TOTAL):




VIRGINIA








NEW HAMPSHIRE




CONNECTICUT



MASSACHUSETTS




RHODE ISLAND



NORTH CAROLINA



**WILLIAM
HOOPER**



**JOSEPH
HEWES**




**JOHN
PENN**




NEW YORK




**LEWIS
MORRIS**



**WILLIAM
FLOYD**




**PHILIP
LIVINGSTON**



**FRANCIS
LEWIS**




DELAWARE



**CAESAR
RODNEY**




**GEORGE
READ**




**THOMAS
MCKEAN**



MARYLAND




**CHARLES
CARROLL**



**SAMUEL
CHASE**




**WILLIAM
PACA**




**THOMAS
STONE**




GEORGIA



**BUTTON
GWINNETT**




**LYMAN
HALL**




**GEORGE
WALTON**



SOUTH CAROLINA




**EDWARD
RUTLEDGE**



**THOMAS
HEYWARD JR.**



**THOMAS
LYNCH JR.**






**ARTHUR
MIDDLETON**








SIGNERS OF THE DECLARATION OF INDEPENDENCE (CONT.):


PENNSYLVANIA



NEW JERSEY



WOMEN OF THE REVOLUTION (6 TOTAL):



KEY EVENTS OF THE REVOLUTION (21 TOTAL):



FRENCH & INDIAN WAR



STAMP ACT



THE BOSTON MASSACRE



BOSTON TEA PARTY



FIRST CONTINENTAL CONGRESS



INTOLERABLE ACTS



PATRICK HENRY'S "GIVE ME LIBERTY, OR GIVE ME DEATH" SPEECH



PAUL REVERE'S RIDE



BATTLES OF LEXINGTON & CONCORD

(NOTE: THERE ARE 2 COPIES OF THIS BIOGRAPHY)



BATTLES OF LEXINGTON & CONCORD

(NOTE: THERE ARE 2 COPIES OF THIS BIOGRAPHY)



ADOPTION OF THE DECLARATION OF INDEPENDENCE



BATTLE OF BROOKLYN

KEY EVENTS OF THE REVOLUTION (CONT.):



BATTLE OF TRENTON



LAFAYETTE COMES TO HELP AMERICA



BATTLE OF SARATOGA



ARTICLES OF CONFEDERATION



VALLEY FORGE



BATTLES IN THE SOUTH



SIEGE OF YORKTOWN



THE TREATY OF PARIS



RATIFICATION OF THE CONSTITUTION